



Results of Community Walking Survey




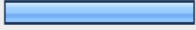

In April 2010, Maribyrnong City Council created a Walking Survey to find out the community's view of walking in local area neighbourhoods and shopping areas. The survey is intended to provide community input into the development of a municipality wide Walking Strategy.










The following provides a summary of the information provided by the survey. A draft of the Walking Strategy will be available in the coming months.









**What Areas or Facilities should Council prioritise in its Walking Strategy?
Please state three priority responses.**





Priority	Response Stated	Response Count
Priority 1	Personal Safety	176
Priority 2	Footpaths	160
Priority 3	Lighting	148

1. What is your gender?			Response Percent	Response Count
Male			34.0%	70
Female			66.0%	136
			<i>answered question</i>	206
			<i>skipped question</i>	3

2. What is your age group?			
		Response Percent	Response Count
12-18		0.5%	1
18-30		11.7%	24
30-50		55.6%	114
50-70		31.2%	64
70+		1.0%	2
<i>answered question</i>			205
<i>skipped question</i>			4

3. Which suburb do you live, work or study in?			
		Response Percent	Response Count
Footscray		52.0%	103
Seddon		8.1%	16
Yarraville		16.7%	33
Kingsville		2.5%	5
Maribyrnong		8.1%	16
Braybrook		1.5%	3
Maidstone		2.5%	5
West Footscray		7.1%	14
Tottenham		1.5%	3
<i>answered question</i>			198
<i>skipped question</i>			11

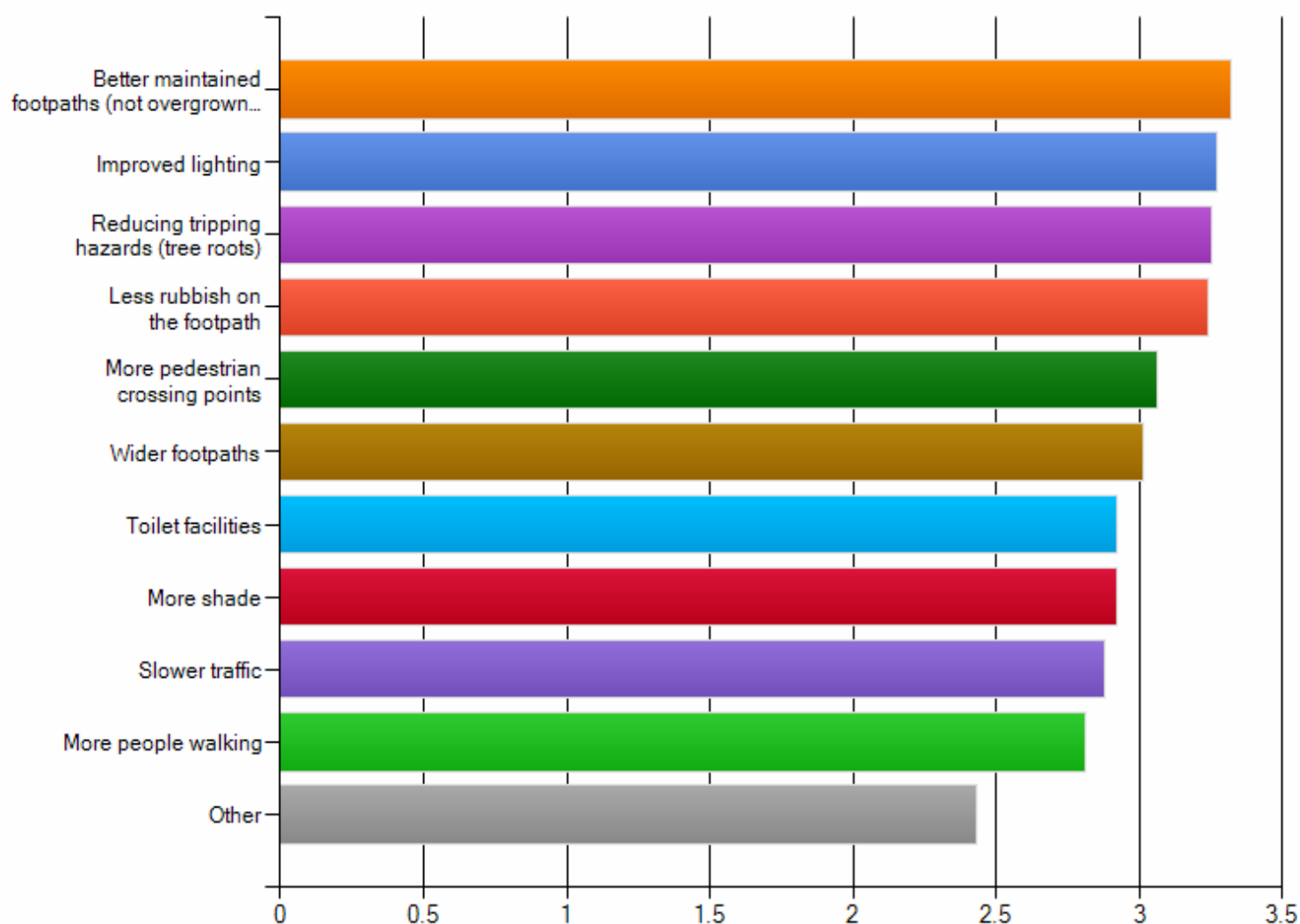
4. What are the main reasons you walk? Choose all that apply.			
		Response Percent	Response Count
Leisure and Fitness (e.g. taking the kids to the park)		69.6%	135
Get to public transport to travel to work, shops.		54.6%	106
Go to the shops		64.9%	126
Go to school		8.8%	17
Go to work		42.8%	83
To visit family and friends		19.6%	38
I do not walk outdoors (I always travel by another form of transport)		1.5%	3
I am not able to walk outdoors		0.0%	0
Other (please specify)		6.2%	12
answered question			194
skipped question			15

5. If you walk for leisure or fitness, where do you walk? Choose all that apply.			
		Response Percent	Response Count
Local streets		64.8%	125
Local parks		42.5%	82
Large Park (e.g. Yarraville Gardens)		23.8%	46
Local football oval/sporting facility		8.8%	17
Along the river		45.6%	88
I don't walk for leisure or fitness		13.5%	26
Other (please specify)		6.2%	12
answered question			193
skipped question			16

6. What LOCAL SHOPPING AREA do you mostly visit for your convenience needs?

		Response Percent	Response Count
Footscray Central Business District		36.1%	69
Barkly Village		5.8%	11
Central West Shopping Centre		6.8%	13
Highpoint Shopping Centre		14.1%	27
Edgewater Shopping Centre		1.6%	3
Gordon Street and Ballarat Road		0.5%	1
Wembley Avenue		0.5%	1
Seddon Village		6.3%	12
Yarraville Village		15.7%	30
Churchill Avenue		0.0%	0
Braybrook Shopping Centre		0.5%	1
Mitchell Street and Hampstead Road		0.0%	0
South Road		0.0%	0
Rosamond Road		0.0%	0
Yarraville Square		7.9%	15
Other (please specify)		4.2%	8
		answered question	191
		skipped question	18

Thinking about the LOCAL SHOPPING AREA you use, what improvements would make it easier to walk around? Please RATE any improvements according to how important they are to you.



Thinking about the streets in your NEIGHBOURHOOD, what improvements would make it easier to walk around? Please rate any improvements according to how important they are to you.

