

Who we are?



Population

Estimated residential population 12,152
(as of June 2016)



Gender

Male 51.3% Female 48.8%



Age

Median age is 34








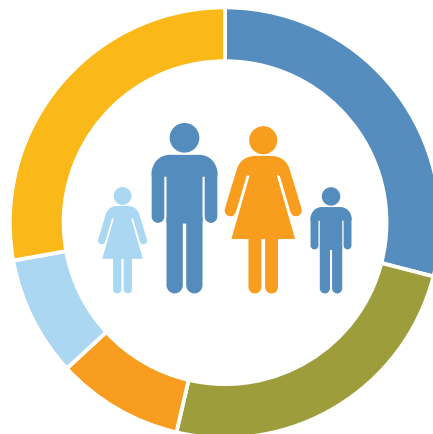
Disability

537 people or 4.7% of the population
reported needing assistance in their
day to day lives due to disability.



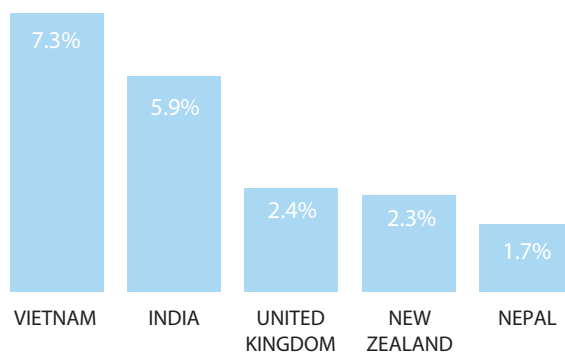
Households

	Couples with children	1,228
	Couples without children	1,041
	One parent family	403
	Group household	382
	Lone person	1,177



Diversity

Top five countries of birth (other than Australia)



How we live?



Housing – owned or rented

- Fully owned – 21.7%
- Mortgage – 29.3%
- Renting social housing – 3%
- Renting private – 36.9%



Household income

The median household income is \$1,428 per week compared to \$1,539 for Greater Melbourne.

18.7% of households earn less than \$650 per week compared to 16.7% for Greater Melbourne.

21% of households earn more than \$2,500 per week compared to 22.9% for Greater Melbourne.



Housing stress

Rental stress – 24.5% compared to 27.4% for Greater Melbourne

Mortgage stress – 6.1% compared to 11.2% for Greater Melbourne



Education

PRESCHOOL

206

PRIMARY

709

SECONDARY

419

TERTIARY

1,195

