

enaccess



# Access Guide

## Maribyrnong Civic Precinct and Community Hub

61 Napier Street, Footscray 3011



This venue is inclusive and supportive of LGBTQIA+ communities.



Updated 2026

## Acknowledgement of Country

Maribyrnong City Council is proud to represent a municipality filled with important and significant Aboriginal history. It acknowledges the Traditional Custodians of this land, the Kulin Nation, and acknowledges the rich culture and considerable contributions Aboriginal and Torres Strait Islander Peoples have made and continue to make to this City.

We recognise and celebrate the enduring connection of First Nations peoples to the lands, water, and skies. We are committed to working in partnership with First Nations communities to foster a future grounded in equity, respect, and shared prosperity.

## Disclaimer

This guide provides a record of access features observed at the time of assessors' visit. Facilities, layouts, and services are subject to change, and individuals are encouraged to contact the venue directly to confirm details relevant to their requirements.

Accessibility requirements differ among individuals, and features that may be suitable for some visitors may not meet the needs of others. Certain aspects, including parking and public transport, are managed by external parties and may vary independently of the venue.

This guide is intended as a general resource to assist in planning a visit and should be used in conjunction with individual judgment and consideration of personal circumstances.

# Table of Contents

Types of access ..... 4

## Access at a glance

- Sensory accessibility ..... 6
- Mobility accessibility ..... 7
- Hearing accessibility ..... 8
- Vision accessibility..... 9

## Getting here

- Accessible parking ..... 11
- Public transport ..... 12
- Entrance ..... 13

## Accessibility features

- RH / LH accessible toilets ..... 15
- Adjustable lighting and blinds ..... 16
- Guide dog facilities ..... 17

## Access features by space

- Reception ..... 19
- Multi-faith room ..... 20
- Parent / baby-change room ..... 21
- Kitchen ..... 22
- Forum meeting 1 - 3 ..... 23 - 25
- Meeting rooms G.1 - G.4 ..... 26 - 29

Photo gallery ..... 30

### Acronyms Used in This Guide

RH: Right-hand

LH: Left-hand

AV: Audio-visual

# Types of access

Learn the different types of access needs and how venues can meet them.



## Sensory

How a venue supports people's comfort through light, sound, scents and ventilation.



## Mobility

How venue features cater to people with mobility access needs through accessible paths, toilets, and parking.



## Hearing

How venues enable communication for d/Deaf or hard of hearing people with captions, devices, and Auslan.



## Vision

How venues help people who are blind or have low vision navigate safely with signage, contrast, and guidance.

# Access at a glance



## Sensory accessibility



### Sensory

How a venue supports people's comfort through light, sound, scents and ventilation.

#### Sight

- Most rooms have bright white lighting, with adjustable options in some areas. The colour scheme throughout of spaces is mostly neutral.

#### Sound

- Noise level varies by area. Noise reduction paneling available in some rooms, but nearby activity may still be heard.

#### Air

- Centrally managed heating and cooling and cannot be adjusted. No air purifiers are provided. There are no notable scents throughout the venue.



## Mobility

How venue features cater to people with mobility access needs through accessible paths, toilets, and parking.

# Mobility accessibility

## Step-free access

- Step-free and wide paths throughout the venue. Three accessible parking spaces available. Lifts are available, with an entrance width of 900 mm.

## Entrances and bathrooms

- The main entrance has automatic sliding doors (1880 mm wide). Both left-hand (LH) and right-hand (RH) accessible toilets are available.

## Doorways

- Doorways vary in width, with the narrowest at 730 mm (Town Hall Meeting room G.3). All doors for bookable rooms require swipe access. Due to their weight, assistance may be required to open the Forum Room doors.

## Hearing accessibility



### Hearing

How venues enable communication for d/Deaf or hard of hearing people with captions, devices, and Auslan.

#### Hearing loops

- Hearing loops are available in Forum Meeting Rooms 1 & 3 and Meeting Room G.2. Other areas do not have loop access unless connecting to these rooms.

#### Visual supports

- Instructions, such as how to operate the blinds, are provided in written format within each room.

#### Auslan access

- Staff are not formally trained with Auslan but are happy to assist with other alternative communication methods as needed.

# Vision accessibility



## Vision

How venues help people who are blind or have low vision navigate safely with signage, contrast, and guidance.

### Tactile wayfinding

- Tactile ground surface indicators are installed in front of staircases throughout the venue. They are not available along other pathways.

### Signage

- High contrast signages with Braille are available on all signs outside rooms.

### Guide dog friendly

- Water and toilet areas for guide dogs are available. Forum Rooms having direct access to outdoor areas. Wide paths allow guide dogs to stay with their handler indoors.

# Getting here



## Accessible parking

- Visitors can enter the car park from Lawson Place, off Hyde Street.
- There are three accessible parking spaces: one near the main entrance and two near the rear entrance.
- All paths from these spaces are step-free and lead directly to the entrances.



# Public transport

## Access via bus

- The nearest bus stop is Footscray Town Hall/Hyde St, serviced by route 409, with step-free ramp access to the entrance 100 metres away.

## Access via train

- Footscray Railway Station is 450 metres from the venue, offering step-free paths along with lifts for access.



## Entrance

- The main building entrance has two sets of automatic sliding glass doors, each 1880 mm wide.
- Visitors can reach the entrance by a step-free, wide and clear path with benches for resting.
- Tactile surfaces available in key areas.



## Accessibility features



## RH / LH Accessible toilets

### LH Accessible toilet - Ground level

- Entry through an 850 mm manual door.
- Under-sink clearance is 680 mm.
- Spacious layout for mobility devices.

### RH Accessible toilet and shower - Level 1

- Entry through two manual doors (760 and 780 mm wide).
- Under-sink clearance is 670 mm.
- Spacious layout for mobility devices.



# Adjustable lighting and blinds

## Adjustable lighting

Lighting levels can be changed using a wall panel with 8 brightness settings.

Available in the Multi-Faith Room, Baby Change Room, Forum Rooms 1–3, and Meeting Rooms G.1, G.2, and G.4.

## Adjustable blinds

Blinds can be raised or lowered using the remote mounted in each room and are available in all bookable rooms.



## Guide dog facilities

- A water station and grass area for guide dogs is located close to the building.
- Wide pathways support guide dogs to remain alongside their handler indoors when required.
- Direct step-free outdoor access from Forum Meeting rooms.



## Access features by space



# Reception

Welcoming entry space featuring comfortable booth seating and a staffed reception counter.

 Reception counter height: 820 mm clearance

## Key features:



- Large, open space
- Built-in booth-style seating



- White overhead lighting and natural light
- Signage with braille outside rooms



- Hearing loop available in individual rooms



# Multi-faith Room

Small, quiet space designed for reflection or prayer, equipped with chairs, rugs, and a Qibla pointer for directional support.

 Doorway width: 830 mm

## Key features:



- Manual push/pull door
- Low-pile carpet flooring with flexible layout



- Bright overhead lighting (adjustable)
- Windows with adjustable automatic blinds



- Quiet, enclosed environment



# Parent / Baby Change Room

Private, comfortable space equipped with seating, baby change facilities, and small kitchenette features.

 Doorway width: 850 mm clearance


## Key features:



- Manual push/pull door
- Low-pile carpet flooring with flexible layout



- Bright overhead lighting (adjustable)
- Windows with adjustable automatic blinds

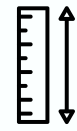



- Quiet, enclosed environment



# Kitchen

Fully enclosed catering space equipped with benches, sink, and ventilation.

 Doorway width: 820 mm  
 Bench and sink height: 900 mm

## Key features:



- Manual push/pull door



- Bright overhead lighting (not adjustable)
- No windows
- Stainless-steel surfaces may cause glare



- Standard kitchen noise levels with no sound dampening features



# Forum Meeting 1

Meeting space designed for up to 14 people with AV equipment available. Connects internally with Forum Rooms 2 and 3.

 Doorway width: 870 mm

## Key features:



- Manual push/pull door with swipe card access; heavy to operate
- Low-pile carpet flooring



- Bright overhead lighting (adjustable)
- Windows with adjustable automatic blinds

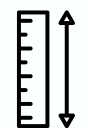


- Noise-dampening panels installed
- Hearing loop and audio-visual equipment available



## Forum Meeting 2

Larger meeting space designed for up to 18 people with AV equipment available. Connects internally with Forum Rooms 1 and 3.

 Doorway width: 870 mm


### Key features:



- Manual push/pull door with swipe card access; heavy to operate
- Low-pile carpet flooring



- Bright overhead lighting (adjustable)
- Windows with adjustable automatic blinds

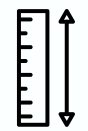


- Noise-dampening panels installed
- Hearing loop available when connected with Forum Room 1 or 3



# Forum Meeting 3

Meeting space designed for up to 12 people with AV equipment available. Connects internally with Forum Rooms 1 and 2.

 Doorway width: 870 mm

## Key features:



- Manual push/pull door with swipe card access; heavy to operate
- Low-pile carpet flooring



- Bright overhead lighting (adjustable)
- Windows with adjustable automatic blinds

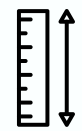


- Noise-dampening panels installed
- Hearing loop available



# Meeting Room G.1

Small meeting space designed for up to 8 people with no AV equipment available.



Doorway width: 820 mm clearance

## Key features:



- Manual push/pull door with swipe card access
- Carpeted flooring



- Bright overhead lighting (adjustable)
- Windows with no blinds

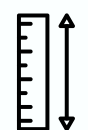


- Noise-dampening panels installed; some traffic noise audible
- No hearing loop available



# Meeting Room G.2

Larger meeting space designed for up to 12 people with AV equipment available.

 Double doorway width: 1720–1730 mm

## Key features:



- Manual push/pull door with swipe card access
- Carpeted flooring



- Bright overhead lighting (adjustable)
- Windows with adjustable automatic blinds

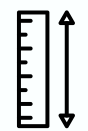


- Noise-dampening panels installed
- Hearing loop available



# Meeting Room G.3

Small meeting space designed for up to 8 people with AV equipment available.

 Doorway width: 730 mm

## Key features:



- Manual push/pull door with swipe card access
- Carpeted flooring



- Bright overhead lighting (not adjustable)
- Windows with adjustable automatic blinds

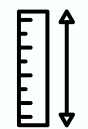


- Noise-dampening panels installed; some street and traffic noise audible
- No hearing loop available



# Les Twentymen Meeting Room G.4

Small meeting space designed for up to 8 people with AV equipment available.

 Doorway width: 850 mm


## Key features:



- Manual push/pull door with swipe card access
- Carpeted flooring



- Bright overhead lighting (adjustable)
- Windows with adjustable automatic blinds



- Noise-dampening panels installed; some corridor noise audible
- No hearing loop available



# Photo gallery





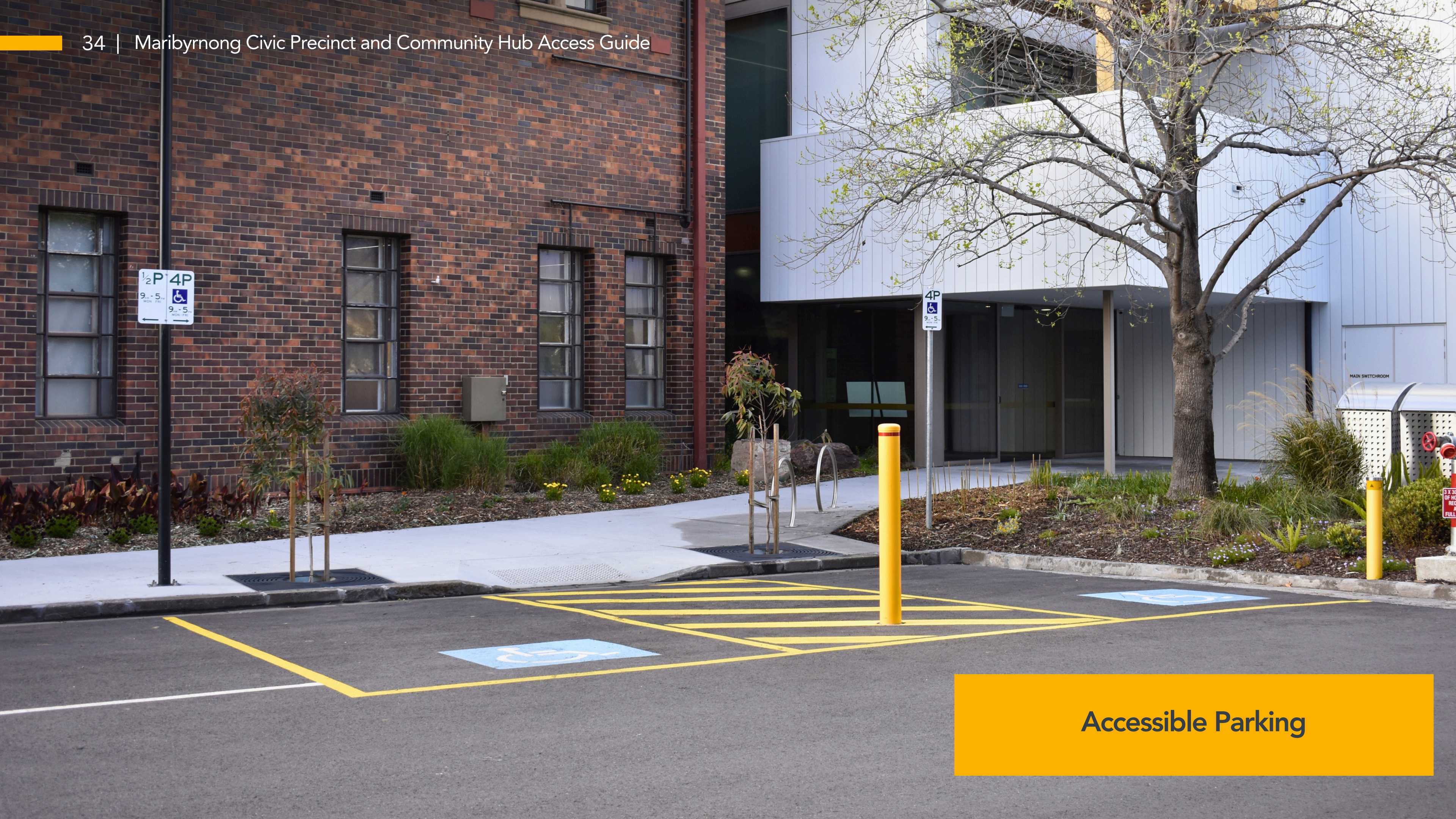
**Surrounding areas and pathways**



Foyer



Foyer Seating Area



Accessible Parking



**LH Accessible Toilet**



**RH Accessible Toilet and Shower**



**Forum Room 1**



Forum Room 2



**Forum Room 3**



**Town Hall Meeting Room G.1**



**Town Hall Meeting Room G.2**



**Town Hall Meeting Room G.3**



Les Twentyman Meeting Room G.4

# Thank you for using this Access Guide


We hope this guide has given you clear and practical information to plan your visit with confidence.

This Access Guide was developed in partnership with EnAccess Maps. Assessments were conducted by people with disabilities who were engaged to review the venue and test the guide, ensuring the information reflects lived experience and practical use.

**For questions, feedback, or support, please contact [civicfacilities@maribyrnong.vic.gov.au](mailto:civicfacilities@maribyrnong.vic.gov.au) or call 9688 0200 during opening hours.**



Translating and Interpreting Service (TIS)  
TIS National: 131 450



If you are deaf, hearing-impaired, or speech-impaired, please use the National Relay Service

TTY 13 36 77  
Speak and listen 1300 555 727  
[relayservice.com.au](http://relayservice.com.au)